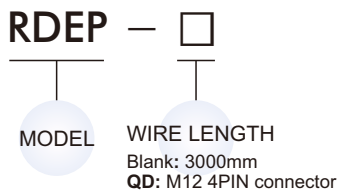


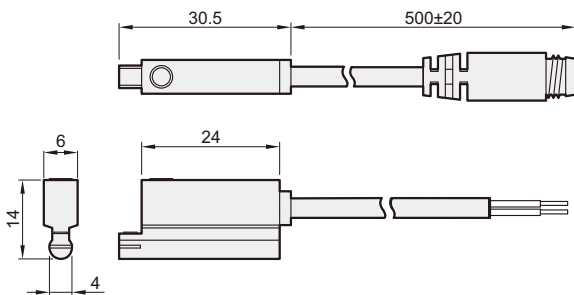
Application environment

- RDEP can be applied in the strong magnetic field environment such as automotive manufacturing or areas near welding machine.
- When RDEP detects the magnetic AC field (50 or 60Hz) it will keep the status of output and will not be effected.

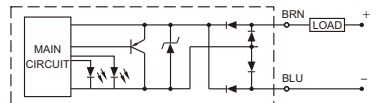
Order example



Dimensions

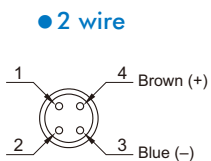


Specification

Model	RDEP
Wiring method	2 wire
Switching logic	Solid state output, normally open
Switch type	Current sourcing
Operating voltage	10~28V DC
Switching current	5~50mA max.
Switching rating (※1)	1.5W max.
Current consumption	—
Voltage drop	5V max.
Leakage current	1mA max.
Indicator	Unstable: Red LED ; Stable: Green LED
Cable	φ 4.8, 2C, PVC
Temperature range	- 10°C ~ + 60°C (No freezing)
Shock (※2)	50G
Vibration (※3)	9G
Enclosure classification	IEC 60529 IP67
Protection circuit (※4)	3, 4
Weight	100 g (3m cable)
Connect diagram	

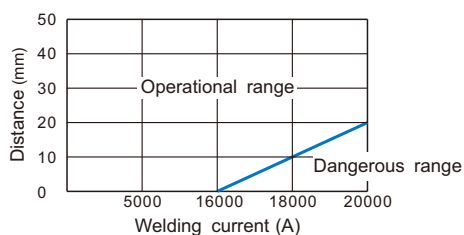
- ※1. Warning: Never exceed rating (watt=voltage × amperage). Permanent damage to sensor will occur.
- ※2. Sin wave / X.Y.Z. 3 directions / 3 times each direction / 11ms each time.
- ※3. Double amplitude 1.5mm / 10Hz~55Hz~10Hz(Sweep 1min) / X.Y.Z. 3 directions / 1 hour each time.
- ※4. 1=None / 2=Short-circuit / 3=Power source reverse polarity / 4=Surge suppression.
- ※5. Caution for safety please refer to page 10-3~4.

Wiring of the QD



Weld-field immune

The operational distance can be 0mm between sensor and welding gun (welding conductor or cable) when the welding current less than 16000A.



Assembling style

Cylinder type	MCJQ, MCJT, MCFA, MCGS, MCGB, MCGJ, MCGD, MCG3, MCDA, MCSS, MCSH, MSB*, MSL*, MCRA, MCKB, MCKC, MCHA, MCHB
Mounting clamp	