

Order example

RCS — □

MODEL

C: Reed Switch
N: NPN
P: PNP

WIRE LENGTH

Blank: L=2000mm
1M: L=1000mm
QD: M8 3PIN connector
※ Special order is available.

Switch band

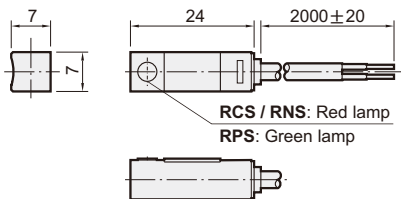
BJ 16

SWITCH BAND

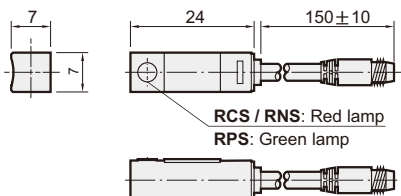
TUBE I.D.
6, 10, 16

Dimension

RCS/RNS/RPS

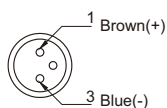


RCS-QD/RNS-QD/RPS-QD

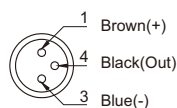


Wiring of the QD

● 2 wire QD wiring



● 3 wire QD wiring



Specification

Model	RCS	RNS	RPS
Wiring method	2 wire	3 wire	
Switching logic	SPST normally open	Solid state output, normally open	
Switch Type	Reed switch	NPN current sinking	PNP current sourcing
Operating voltage	5~240V DC/AC	5~30V DC	
Switching current	100mA max.	200mA max.	
Switching rating (※1)	10W max.	6W max.	
Current consumption	—	8 mA@24V DC max.	
Voltage drop	3.0V max.	1V @200mA max.	
Leakage current	—	0.01mA max.	
Indicator	Red LED		Green LED
Cable	φ 2.8, 2C, PVC	φ 2.8, 3C, PVC	
Temperature range	- 10~ +70℃ (No freezing)		
Shock (※2)	30G	50G	
Vibration (※3)	9G		
Enclosure classification	IEC 60529 IP67		
Protection circuit (※4)	1	2,3,4	
Weight	23.5 g (2m cable)		
Connect diagram			

※1. Warning: Never exceed rating (watt=voltage × amperage). Permanent damage to sensor will occur.

※2. Sin wave / X.Y.Z. 3 directions / 3 times each direction / 11ms each time.

※3. Double amplitude 1.5mm / 10Hz~55Hz~10Hz(Sweep 1min) / X.Y.Z. 3 directions / 1 hour each time.

※4. 1=None / 2=Short-circuit / 3=Power source reverse polarity / 4=Surge suppression

※5. Caution for safety please refer to page 10-3~4.

Assembling style

Cylinder type	MCMA	MCMJ				MCMJ		
Mounting clamps	Band	Band				Band		
Order	BJ16	BJ8	BJ10	BJ12	BJ16	BJ6	BJ10	BJ16
Cylinder tube I.D.	16	8	10	12	16	6	10	16
Picture								