

MEQYC-65 series

ROD ELECTRIC CYLINDER - BALL SCREW DRIVE (WITH MOTOR)



Mindman



Specification

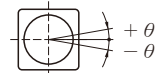
Model	MEQYC-65		
Repeatability (mm)	±0.01		
Ball screw lead (mm)	5	10	20
Maximum speed (mm/s) ^{※1}	250	500	1000
Maximum payload	Horizontal(kg)	110	88
	Vertical (kg)	30	20
Rated thrust (N)	791	395	197
Stroke / pitch (mm) ^{※2}	50~500 / 50 Pitch		
Motor dimension (mm)	□ 56		
Ball screw spec (mm)	C7 φ 16		
Anti-rotating accuracy (θ) ^{※3}	±1°		

※1.The maximum speed shown here is when software speed setting is 100%.

※2.When the stroke is over 300mm, the run-out of the ball screw will occur. We recommend to low down the working speed under this circumstances.

※3.Avoid using the electric actuator in such a way that rotational torque would be applied to the piston rod. This may cause deformation of the anti-rotating guide, abnormal responses of the auto switch, play in the internal guide or an increase in the sliding resistance.

Anti-rotating accuracy of rod



Order example of cylinder

MEQYC-65 — L05 — 100 — M — TC100 — 03 — A0001

Model

Spec.

Special order no.

Ball screw brand

L T-Standard MIT

Ball screw lead

05	5 mm
10	10 mm
20	20 mm

Stroke

50~500 mm
50 mm pitch

Motor position

M	Built-in
BM	On lower side
BW	On upper side
BR	On right side
BL	On left side

Corresponding controller

TC100

※ Please refer to 4-126.

Cable length

01	1m
03	3m
05	5m
10	10m

※ Standard: 3m

Order example of controller

TC100 — 03

Controller

TC100

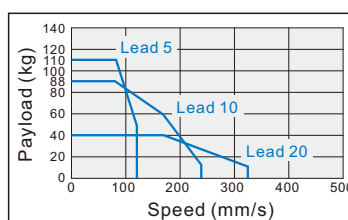
Cable length

Blank	No cable
01	1m
03	3m
05	5m
10	10m

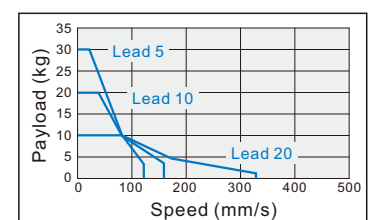
※ Standard: 3m

Speed-payload curve diagram

Horizontal



Vertical



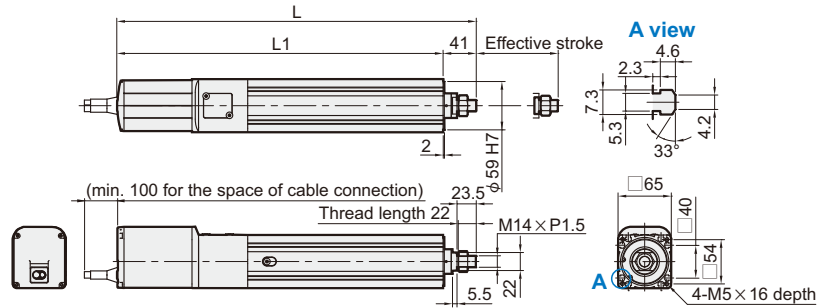
MEQYC-65 Dimensions

ROD ELECTRIC CYLINDER - BALL SCREW DRIVE (WITH MOTOR)



M

Motor built-in

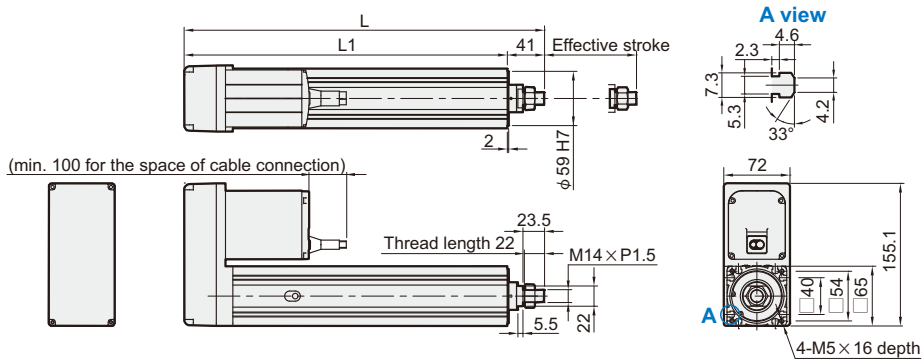


Unit: mm

Stroke	50	100	150	200	250	300	350	400	450	500
L	389	439	489	539	589	639	689	739	789	839
L1	348.5	398.5	448.5	498.5	548.5	598.5	648.5	698.5	748.5	798.5
KG	4	4.26	4.52	4.78	5.03	5.29	5.55	5.81	6.07	6.32

BW

Motor on upper side

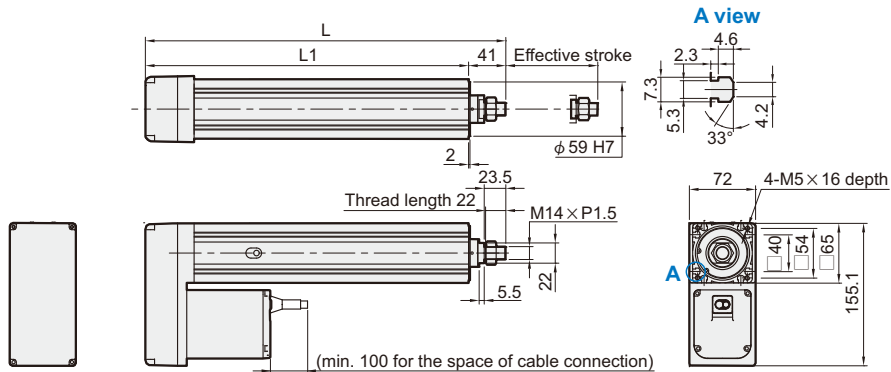


Unit: mm

Stroke	50	100	150	200	250	300	350	400	450	500
L	282	332	382	432	482	532	582	632	682	732
L1	241	291	341	391	441	491	541	591	641	691
KG	5	5.26	5.52	5.78	6.03	6.29	6.55	6.81	7.07	7.32

BM

Motor on lower side



Unit: mm

Stroke	50	100	150	200	250	300	350	400	450	500
L	282	332	382	432	482	532	582	632	682	732
L1	241	291	341	391	441	491	541	591	641	691
KG	5	5.26	5.52	5.78	6.03	6.29	6.55	6.81	7.07	7.32

MEQYC-65 Dimensions

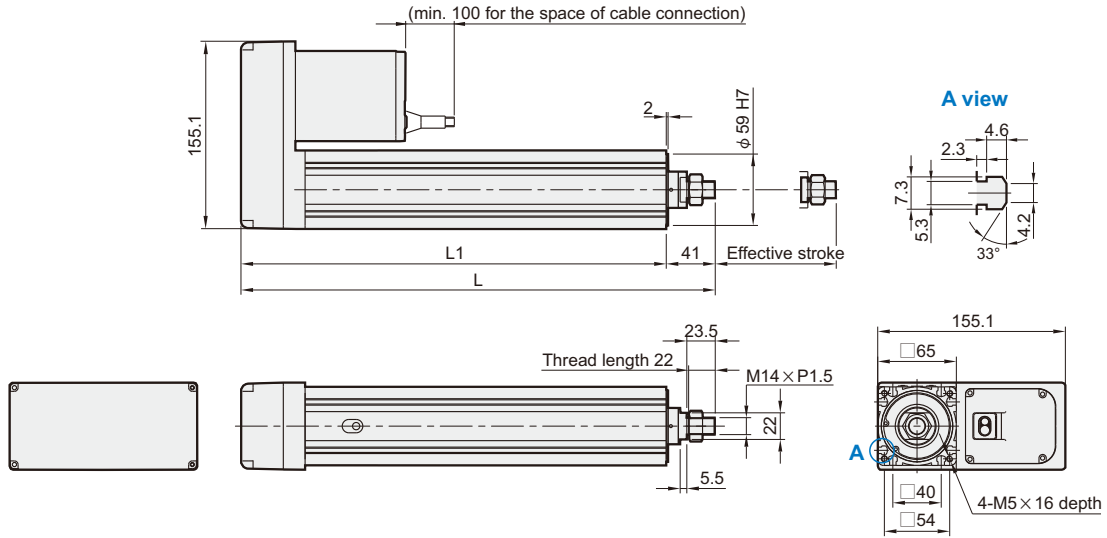
ROD ELECTRIC CYLINDER - BALL SCREW DRIVE (WITH MOTOR)



Mindman

BR

Motor on right side

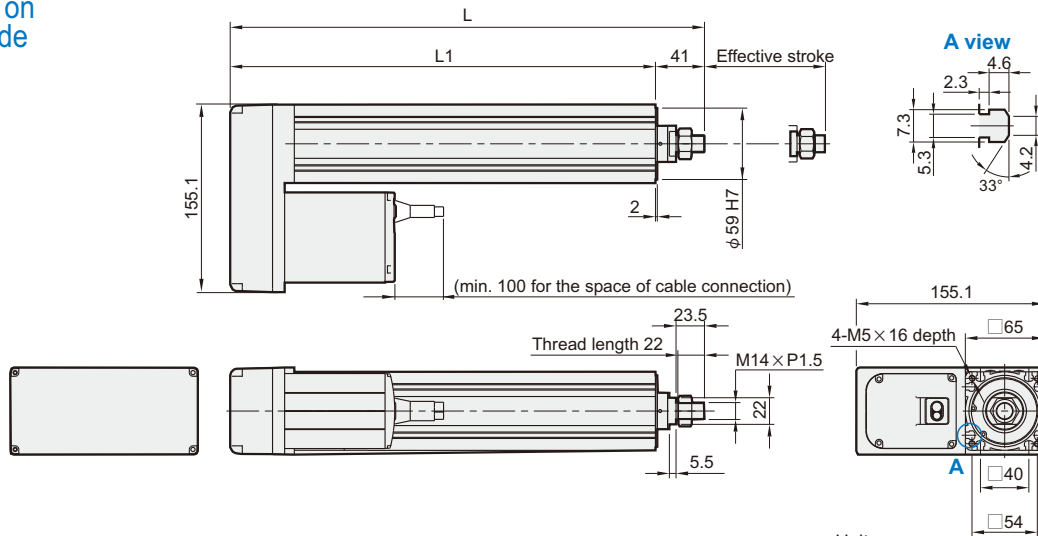


Unit: mm

Stroke	50	100	150	200	250	300	350	400	450	500
L	282	332	382	432	482	532	582	632	682	732
L1	241	291	341	391	441	491	541	591	641	691
KG	5	5.26	5.52	5.78	6.03	6.29	6.55	6.81	7.07	7.32

BL

Motor on left side



Unit: mm

Stroke	50	100	150	200	250	300	350	400	450	500
L	282	332	382	432	482	532	582	632	682	732
L1	241	291	341	391	441	491	541	591	641	691
KG	5	5.26	5.52	5.78	6.03	6.29	6.55	6.81	7.07	7.32