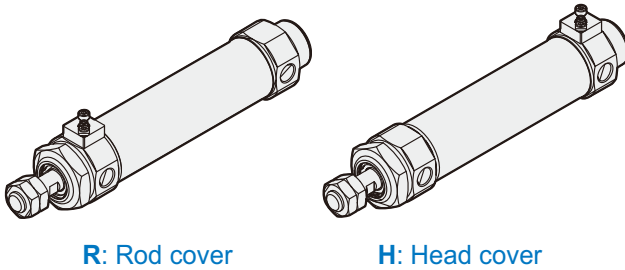




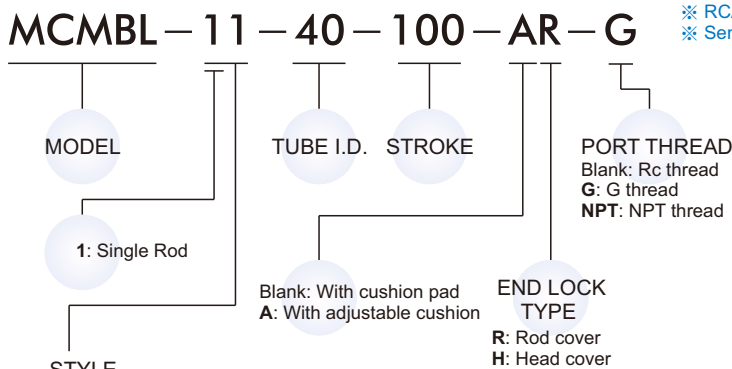
### End lock type





### Table for standard stroke

Tube I.D.	Stroke (mm)
φ 40	25, 50, 75, 100, 125, 150, 200, 250, 300

### Order example



Code	Symbol	Description
1 1		Double acting / Rod cover
		Male thread / Head cover

※ Order example for special specification, refer to page 0-7.

### Features

#### ■ Non lubrication

- Special housing and bushing enables self lubrication of piston rod.

#### ■ High quality long service life

- Hard anodised stainless steel cylinder tubes offer a high resistance to corrosion and low internal friction.
- Cylinder mountings, available with a comprehensive range of accessories for rigid or flexible mounting.

#### ■ Magnetic as standard.

### Specification

Model	MCMBL
Tube I.D. (mm)	40
Port size	Rc1/4
Medium	Air
Max. operating pressure	1 MPa
Min. operating pressure	0.15 MPa
Proof pressure	1.5 MPa
Ambient temperature	-5~+60°C (No freezing)
Lubricator	Not required
Available speed range	50~500mm/sec
Max. allowable kinetic energy (J)	Cushion pad type: 1.2
	Adjustable cushion type: 2.35
Lock unit backlash	2mm or less
Sensor switch (※)	RCA, RCM
Sensor switch band	BA40, BGS40, BM40










※ RCA, RCM specification, please refer to page 8-6, 13.

※ Sensor switch band BM\*\* only for RCM.

### Mounting accessories

#### LB - MCMB - 40

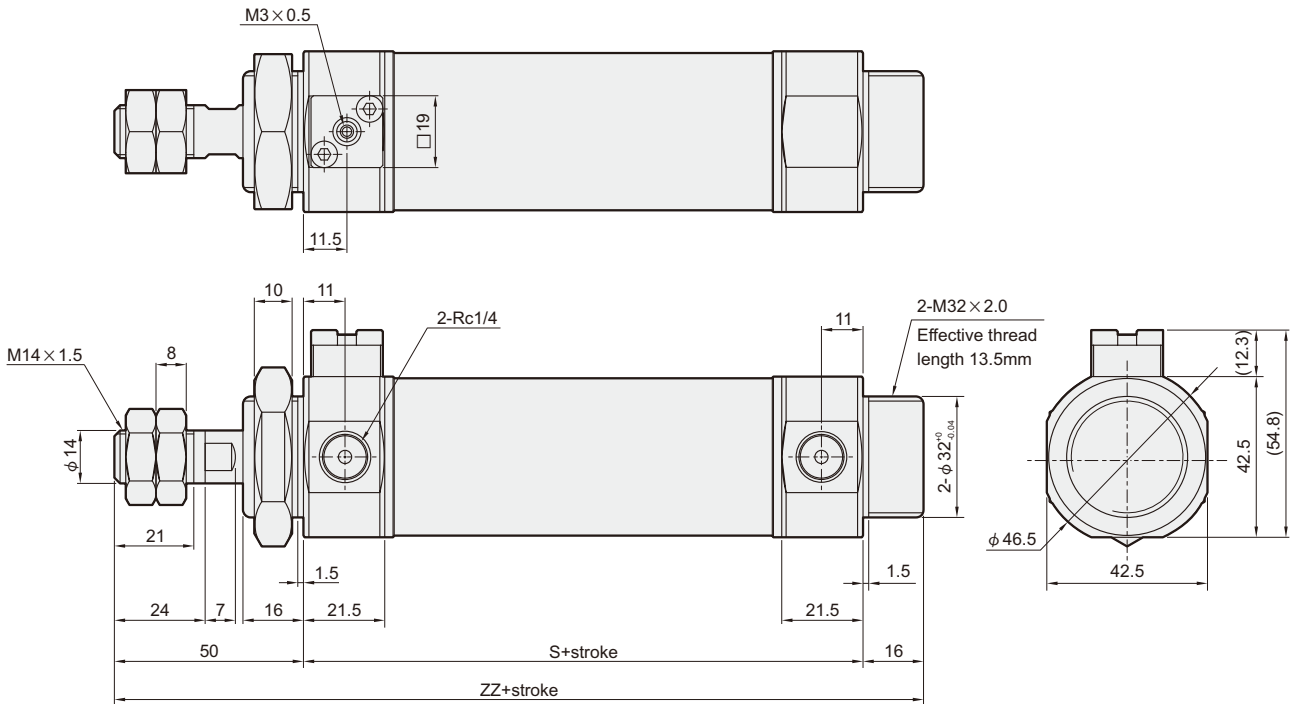
##### MOUNTING TYPE

	<b>LB</b>
	<b>CA</b>
	<b>CB</b>
	<b>FA</b>
	<b>FB</b>
	<b>TA</b>
	<b>TB</b>
	<b>Y</b>
	<b>I</b>

MODEL TUBE I.D.

※ Use the same accessory with MCMB.

**R**



Unit: mm

Code Type	S	ZZ
R	88	154
H	88	154
AR	96	162
AH	93	159

**H**

