

MVSF-100 Order example

SOLENOID VALVE



Order example of valve:

MVSF – 100M – 4E2 – NC – DC12 – LJ

MODEL

BODY WIDTH

Blank: body ported type
M: manifold type

3: 3way
4: 4way

E1: Single Solenoid
E2: Double Solenoid

NC: Normally closed
NO: Normally open
(Only for 3E1 type)

VOLTAGE
AC220V(50/60)Hz
AC110V(50/60)Hz
DC24V
DC12V
DC6V

PLUG TYPE

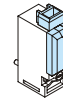
LJ : Plug on side
(※1)



LR : Plug on side
(※2)





SR : Plug on top (※2)



(※1): Connector with flying leads JPC type.

(※2): Connector with flying leads RMH type. (Original)

New



Order example of valve:

MVSF – 100M – 4E2 – DC12 – S

MODEL

BODY WIDTH

Blank: body ported type
M: manifold type

3: 3way
4: 4way

E1: Single Solenoid
E2: Double Solenoid

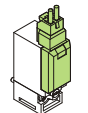
VOLTAGE
AC220V(50/60)Hz
AC110V(50/60)Hz
DC24V
DC12V
DC6V

PLUG TYPE

Blank : Plug on side



S : Plug on top



Old

