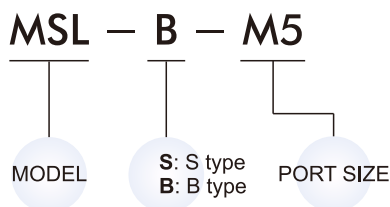


MSL / MSLC2 / MJBV series

BRASS SILENCER / SILENCER THROTTLE VALVE / CHECK VALVE



Order example




MSL-B

Model	A	CH	D1	D2	F	H	L	N
MSL-B-M5	M5	8	5	4	5	19	12	3
MSL-B-01	R1/8	12	8	7	6	24	14	4
MSL-B-02	R1/4	16	12	10	8	30	18	4
MSL-B-03	R3/8	18	14	11	9	35	21	5
MSL-B-04	R1/2	24	19	15	10	44	28	6
MSL-B-06	R3/4	30	25	20	10	50	32	8
MSL-B-08	R1	36	30	25	12	62	43	8


MSL-S

Model	A	CH	F	L	N
MSL-S-M5	M5	8	5	9.5	3
MSL-S-01	R1/8	12	6	12	4
MSL-S-02	R1/4	17	8	15	4
MSL-S-03	R3/8	19	9	17	5
MSL-S-04	R1/2	24	10	18.5	6
MSL-S-06	R3/4	30	10	21	8
MSL-S-08	R1	36	12	23	8



MSL-C2*
Silencer throttle valve

Model	A	CH	F	H		L	N
				Min.	Max.		
MSL-C2-01	R1/8	12	6	28	30	9	7
MSL-C2-02	R1/4	14	9	31	35	10	7
MSL-C2-03	R3/8	19	10	35.5	39	10	10
MSL-C2-04	R1/2	22	10	36.5	40	10	10



MJBV*
Check valve

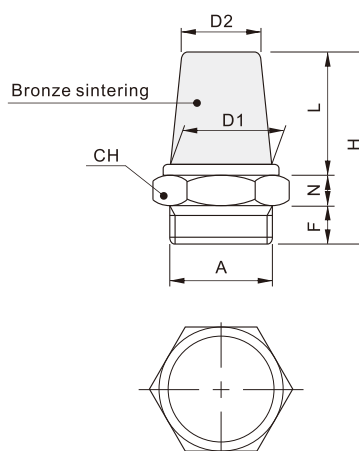
Model	A	B	C
MJBV-01	G1/8	38	14
MJBV-02	G1/4	47	16
MJBV-03	G3/8	51	21
MJBV-04	G1/2	61	25

MSL-C2 / MJBV

Operating pressure range:
0.1~0.7 MPa

Proof pressure:
1.5 MPa

MSL-B



MSL-S

